



**District Report Card: 2017**


<b>State:</b> Gujarat	<b>District:</b> Anand
<b>Class:</b> 8	<b>Subject:</b> Language
<b>Schools:</b> 51	<b>Students:</b> 1359


**Participation/Coverage**


**Students**

<b>GENDER</b> 	Boys		Girls	
	Number	%	Number	%
	760	55.92	599	44.08

<b>AREA</b> 	Rural		Urban	
	Number	%	Number	%
	1141	83.96	218	16.04

<b>CATEGORY</b> 	SC		ST		OBC		GEN	
	Number	%	Number	%	Number	%	Number	%
	53	3.90	19	1.40	954	70.20	333	24.50

<b>CWSN</b> 	LD	VI	HI	S&LD	ID	Oth
	4	3	2	2	5	31

<b>Management</b> 	Government		Government-aided	
	Number	%	Number	%
	1160	85.36	199	14.64

**Average Performance of Students in Language (%)**

Overall	Gender		Area		Management		Social Group			
	Male	Female	Rural	Urban	Govt.	Aided	SC	ST	OBC	GEN
63.26	59.49	68.04	63.03	64.46	63.78	60.20	66.92	68.42	63.49	61.70

### Performance on Learning Outcomes (LOs)

Learning Outcomes	Description	Average Performance(%)
L813	Read textual/non-textual materials with comprehension and identifies the details, characters, main idea and sequence of ideas and events while reading	63.26

Range of Performance of Students who Answered Correctly							
Below 30%		30% - 50%		50% - 75%		Above 75%	
Number	%	Number	%	Number	%	Number	%
166	12.21	215	15.82	500	36.79	478	35.17

### Lowest Performing Learning Outcomes (LOs)

1 - Read textual/non-textual materials with comprehension and identifies the details, characters, main idea and sequence of ideas and events while reading (63.26)